








## Using the ending '-ed'

Task 1: In the second box, write the verb as if you did it in the past. Remember you add the ending -ed, not just -d or -t. If it helps, do the verb and then say what you did. For example: jump in the air and say 'I jumped'. A video link to help with the work too: <https://www.youtube.com/watch?v=jxl28KQOHy4>

 <p>jump</p>	
 <p>dance</p>	
 <p>play</p>	
 <p>shout</p>	
 <p>splash</p>	
 <p>lift</p>	
 <p>hiss</p>	

Using the ending '-ed'

Task 2: Write a sentence for each of these actions.

You can write these sentences in your purple workbooks.

Remember: Capital letters, full stops, finger spaces and to read back over your work for sense.