

Hello everyone, 😊. This Friday (8th May) is 75 years since VE day. VE day is when there was victory in Europe towards the end of WW2. Here is a short video explaining all about VE day: <https://www.bbc.co.uk/teach/class-clips-video/history-ks2-ve-day/z7xtmfr>. This is an important day in history, and it is still celebrated. This week's project will have a history and art focus to celebrate this huge milestone in history. All the activities are linked to VE day and the celebrations. You can choose which activities you want to complete but please choose a minimum of 2 to complete over the week. Please take pictures of all the activities you complete and send to your teacher because we are going to put all your lovely hard work together into a video for the website. It would be amazing to see lots of you celebrating on Friday with a stay at home street party or picnic too.

VE day was a big celebration with lots of music.

Listen to these songs or find your own songs from WW2 and choose your favourite one.

We'll meet again:

https://www.youtube.com/watch?v=HsM_VmN6ytk

Hang out your washing on the Siegfried line:

<https://www.youtube.com/watch?v=4JJEN5lwbBw>

Nightingale sang in Berkeley Square:

https://www.youtube.com/watch?v=xTeiYN_Vq6E

Based on your favourite song, create a collage or drawing to illustrate the lyrics.

A medal was awarded to the soldiers who fought during WW2. A medal is a symbol of great pride and its design was highly symbolical.

Design and create a medal of Victory for the soldiers that fought during WW2. There is a design sheet for ideas and pictures of how to create your medal on the attached pages.



Even after the war, the UK still had rationed food and were being told to grow their own food. The government put out lots of information about this during the harsh rationing time.

Design a poster for the 'Dig for Victory' campaign. Remember to include the key messages of the campaign. Here is an example but there are lots more online.



This year is the 75th anniversary of VE day and it is going to be celebrated slightly differently. You can still celebrate at home by having a stay at home street party or picnic.

Create a poster for your 75th VE day stay at home street party.

Create a hat to wear during your street party.

Remember to send your pictures in for the video 😊.



VE day was a time to celebrate and people did this through having street parties. People decorated the streets with lots of colour and Union Jack bunting.

Create your own bunting to hang up for your stay at home street party or picnic. There is a template on the attached pages if needed 😊.

Remember to send your pictures in for the VE day video.



Imagine you have a friend visiting England from abroad during the VE day celebrations. They ask you all about the day and want to learn about it.

Create an information booklet or poster about VE day for them. Remember to include why we celebrate, how people celebrated on the day, how we celebrate now and lots of pictures.



Food was quite different during WW2 and for the celebrations as most food was rationed. This meant people had to adapt their ways of cooking and eating. Here are some recipes that were used during the war and for the VE day celebration parties.



Try and cook some of the recipes that were used. There are lots of recipes here:

<http://cookit.e2bn.org/historycookbook/index-20-world-war-2.html>

- Use the recipes given and research some other recipes and create a VE day celebration menu.

To announce VE day, Winston Churchill read a victory speech to the nation. When people heard this, they held celebrations for days. Listen to the speech. Once you have listened to it, use it as inspiration to create your own VE day speech. Read your speech during your stay at home street party or record yourself making the speech and send it to your teacher for the school video.




Speech links: <https://winstonchurchill.org/resources/speeches/1941-1945-war-leader/to-v-e-crowds/>

Design and create a medal of Victory template and ideas:



Bronze medal, not too expensive after the war, but long lasting.



Your task is to create a medal for British soldiers who served in the Second World War that is just as symbolic and creative.

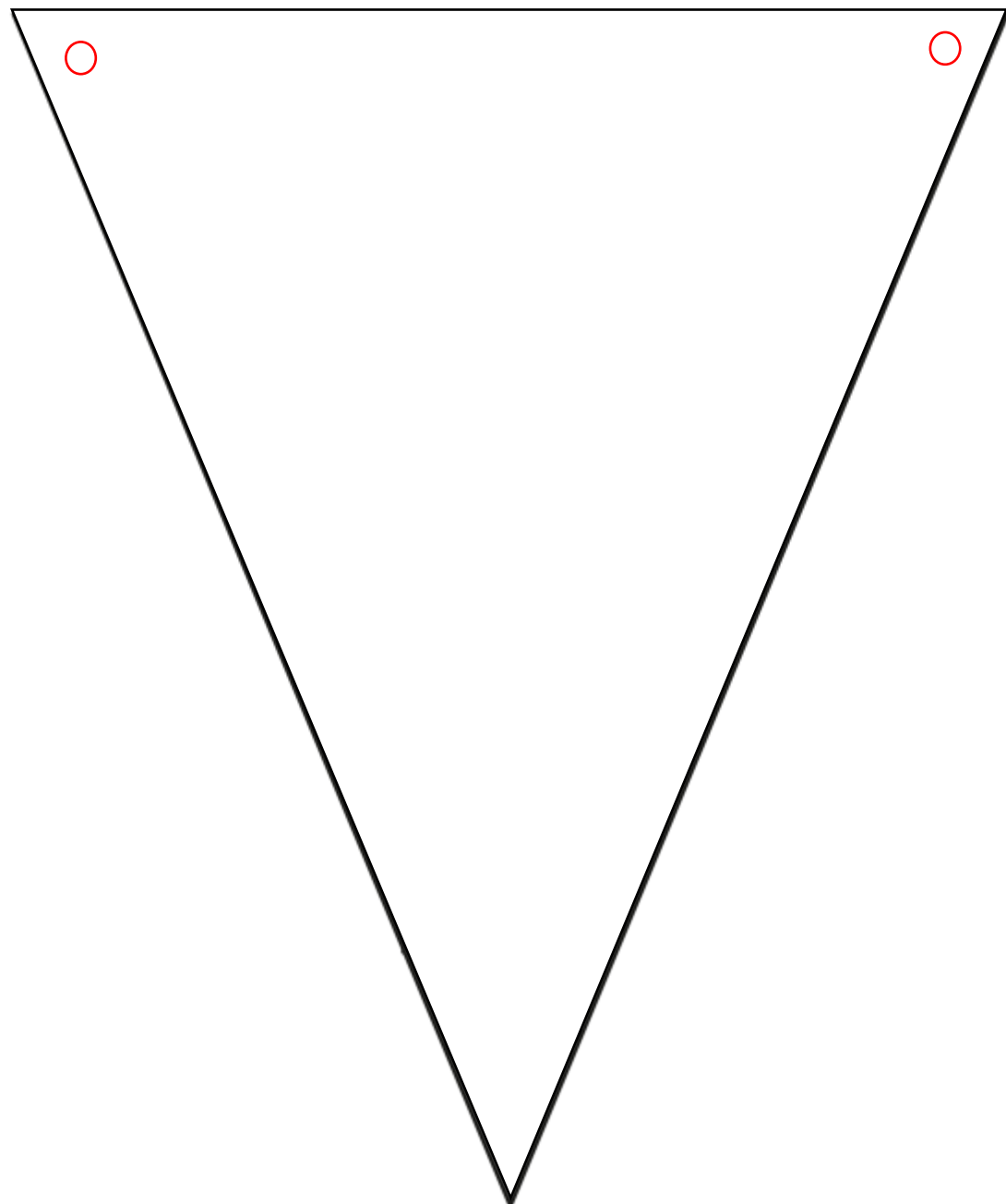
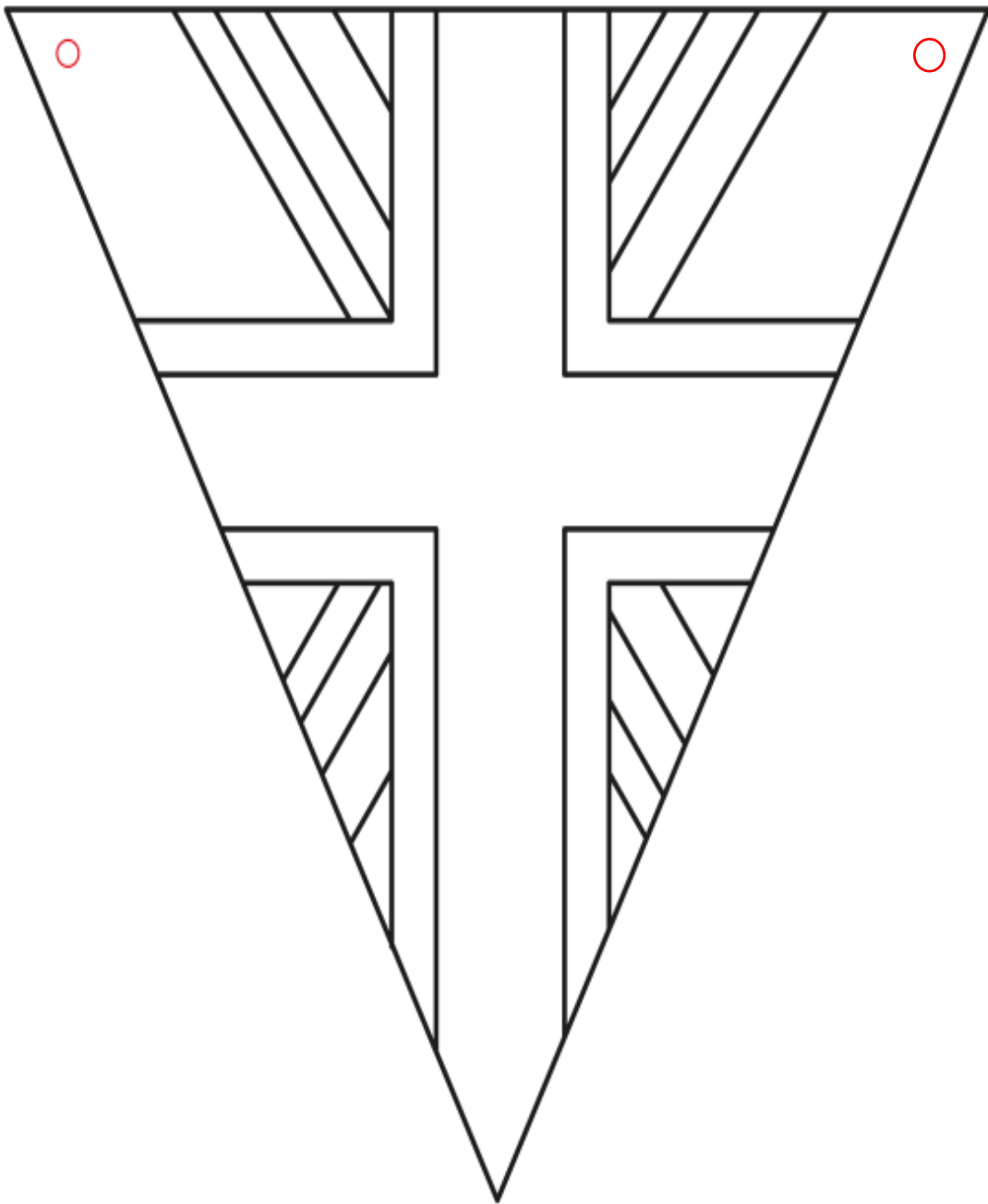
Your medal can be any shape or size but you must have considered the metal and ribbon choices.

You must include:

- The years of the war (1939-45)
- The colours of the Allies
- A symbol to signify the war and the soldier's sacrifice and victory
- A reference to the many theatres of the fighting (Europe, Africa, Asia, Air, Sea, Land)
- Annotations to explain your choices



Bunting templates:



Menu template:



COLD FOOD

HOT FOOD

CAKES AND DESSERTS

DRINKS