

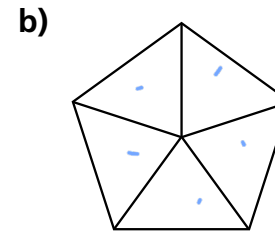
# Make equal parts

1 Match the part to the whole.

2 Complete the sentences.



There are  equal parts.



There are  equal parts.

3 Complete the sentences.



There are  equal groups.

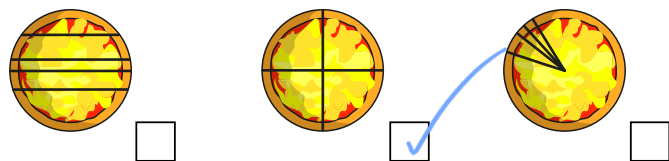
Each group has  cakes.



There are  equal groups.

Each group has  child.

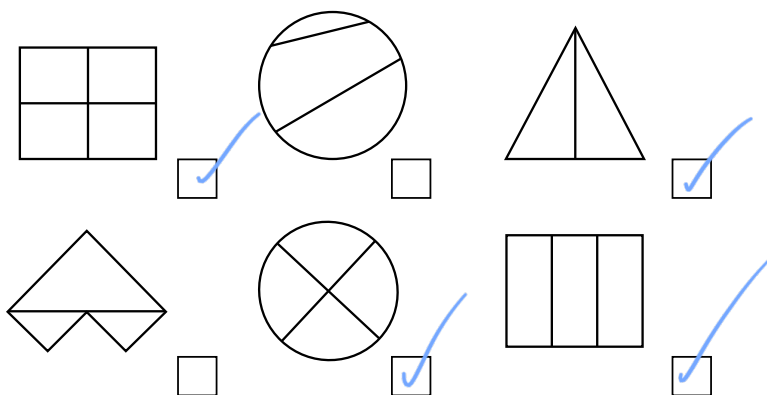
- 4 Tick the pizza that has been split into equal parts.



- 5 How do you know the loaf of bread is not in equal parts?



- 6 Tick the shapes that show equal parts.



- 7 Take 12 counters.
- a) Show that you can make 2 equal groups.
- b) Show that you cannot make 5 equal groups. What other equal groups can you make?

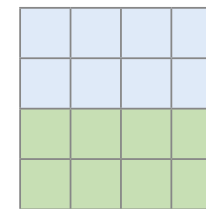
- 8 Draw lines to split the shapes.



- b) Split each shape into 2 parts that are not equal.



- 9 Here is one way to colour the square to show equal parts.



Find two more ways to colour the square to show equal parts.

