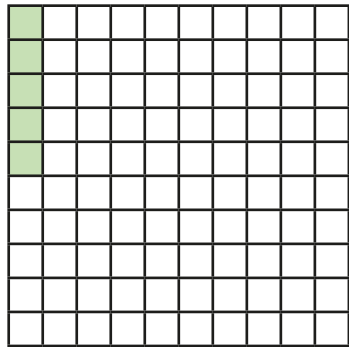


Decimals as fractions (1)

1 The hundred square represents 1 whole.




a) What fraction is represented by the shaded squares?


b) Convert the fraction to a decimal.

2 Colour the grid to represent the fraction and the decimal.

a) $\frac{7}{100}$



b) 0.17



3 What fractions and decimals do the counters represent?

a) $\frac{1}{100}$ $\frac{1}{100}$ $\frac{1}{100}$ $\frac{1}{100}$

fraction = decimal =

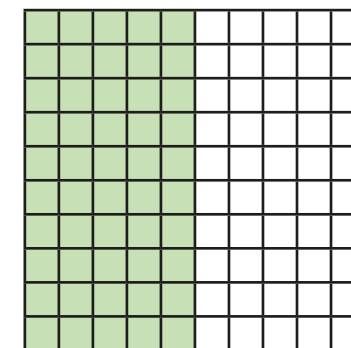
b) $\frac{1}{100}$ $\frac{1}{100}$ $\frac{1}{100}$ $\frac{1}{100}$ $\frac{1}{100}$ $\frac{1}{100}$

fraction = decimal =

c) $\frac{1}{10}$ $\frac{1}{10}$ $\frac{1}{10}$ $\frac{1}{10}$ $\frac{1}{10}$ $\frac{1}{10}$ $\frac{1}{10}$

fraction = decimal =

4 Amir has coloured part of a hundred square.



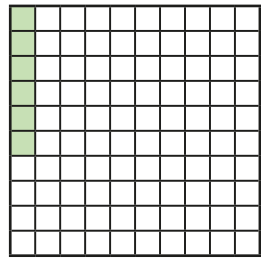
a) What fraction is represented by the coloured squares?

$$\frac{\text{input}}{100}$$

b) Write this fraction in a different way.

c) Write the fraction as a decimal.

5 Huan says he has coloured 0.6 of the hundred square.



Explain the mistake that Huan has made.

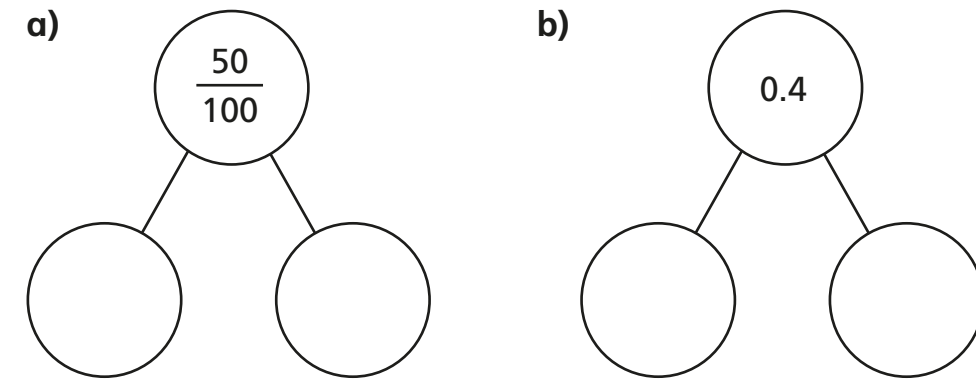
6 Write $<$, $>$ or $=$ to complete the statements.

- a) 0.4 $\frac{40}{100}$ d) 0.5 $\frac{5}{100}$
- b) 0.02 $\frac{20}{100}$ e) 0.88 $\frac{88}{100}$
- c) 0.6 $\frac{6}{10}$ f) 0.88 $\frac{89}{100}$

7 Complete the table.

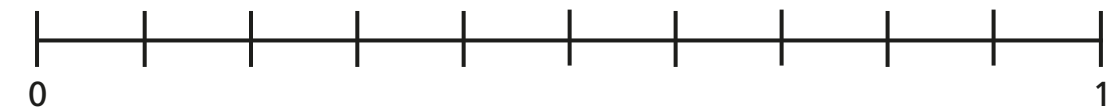
Fifths	Tenths	Decimals
$\frac{1}{5}$	$\frac{\square}{10}$	0.2
$\frac{\square}{5}$	$\frac{4}{10}$	
		0.6
$\frac{4}{5}$	$\frac{8}{\square}$	

8 Complete the part-whole models using fractions or decimals.



Compare answers with a partner.

9 Here is a number line.



-

Draw arrows from the numbers to show their place on the line.