

Maths: Counting in 5's.

If you need a recap or to practice your counting in 5's, here is a video to help: <https://www.youtube.com/watch?v=cJ4jV14Oz5I>. Here is a good website for extra practice using games: <http://snappymaths.com/multiplication/countin5s/countin5s.htm>.

Activity 1: Using this number grid, count 5 each time and colour the number you land on.

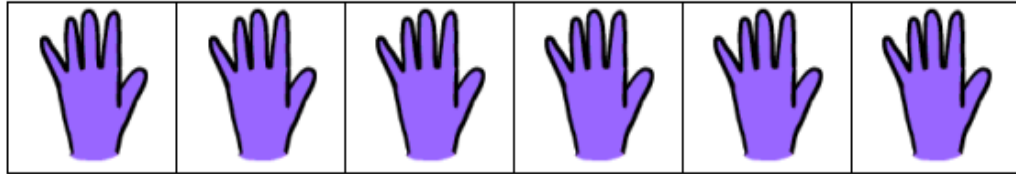
1	2	3	4	5	6	7	8	9	10
11	12	13	14	15	16	17	18	19	20
21	22	23	24	25	26	27	28	29	30
31	32	33	34	35	36	37	38	39	40
41	42	43	44	45	46	47	48	49	50

Challenge: Explain the pattern you see from the numbers you have coloured in.

Maths: Counting in 5's.

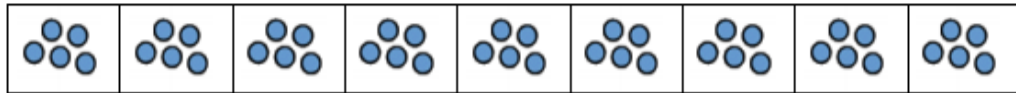
Activity 2: Work out the numbers of objects by counting in 5's. Remember to write the numbers as you count the object to help you.

Count the number of fingers




=

Count the number of dots




=

Count the number of strawberries



=

Count the number of utensils



=

Count the number of rainbows



=

Count the number of crayons



=

Activity 3: What are the missing numbers? Complete this counting in 5's sequences. Remember to look before to check if you are counting forwards or backwards.

a) 5 10 15 ___ 25 ___

b) 35 30 ___ 20 ___ 10

c) ___ 25 30 35 ___ 45

d) 45 ___ ___ 30 25 20

e) 15 ___ 25 30 ___ 40

f) ___ 50 45 ___ 35 30

g) 35 40 ___ 50 ___ 60

Answers:

Activity 1: Using this number grid, count 5 each time and colour the number you land on.

1	2	3	4	5	6	7	8	9	10
11	12	13	14	15	16	17	18	19	20
21	22	23	24	25	26	27	28	29	30
31	32	33	34	35	36	37	38	39	40
41	42	43	44	45	46	47	48	49	50

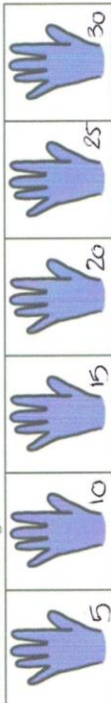
Challenge: Explain the pattern you see from the numbers you have coloured in.

The numbers end in a 5 or a 0.

Maths: Counting in 5's.

Activity 2: Work out the numbers of objects by counting in 5's. Remember to write the numbers as you count the object to help you.

Count the number of fingers



Count the number of dots



Count the number of strawberries



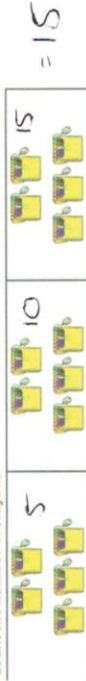
Count the number of utensils



Count the number of rainbows



Count the number of crayons



Activity 3: What are the missing numbers? Complete this counting in 5's sequences. Remember to look before to check if you are counting forwards or backwards.

- a) 5 10 15 20 25 30
- b) 35 30 25 20 15 10
- c) 20 25 30 35 40 45
- d) 45 40 35 30 25 20
- e) 15 20 25 30 35 40
- f) 55 50 45 40 35 30
- g) 35 40 45 50 55 60