

Russell Hill Road, Purley, Surrey, CR8 2XP
Telephone: 020 8660 0115 Fax: 020 8660 9656
Email: office@margaretroper.croydon.sch.uk
Head Teacher: [D. J Mooney](#)
Assistant Head Teachers: C. Garcia, E. Holloway

September 2020

Parents' Guide to Google Classroom

What is Google Classroom?

Google Classroom is a free Google App that aims to simplify creating, distributing and assessing learning in a paperless way. Teachers can use Google Classroom to send announcements to entire classes, share resources, lesson notes, PowerPoints, diagrams, and home learning. Pupils can use it to access work covered in class in school, at home or on the go and complete home learning. Parents can use some of the features of Google Classroom to help engage with and support pupils in their home learning. It is a free resource that can be accessed from any device connected to the internet - laptops, desktop computers, chromebooks, tablets or mobile phones,

At Margaret Roper we will initially be using Google Classroom to set and collect homework from our children. We anticipate that, as the half term develops, both staff and pupils will increase in their understanding of the potential and become more sophisticated in its' use.

Accessing Google Classroom

Pupils can access Google Classroom using the mobile apps (Android and iOS), or via a web browser by visiting www.classroom.google.com. They should sign in using their @margaretroper.school email address that they have been given by their teacher.

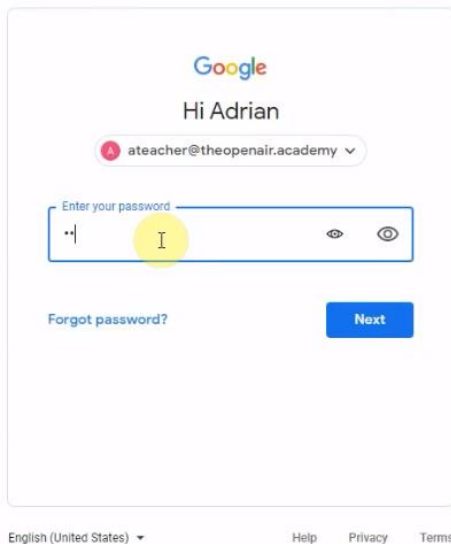
Once you log in you will see this:

A screenshot of the Google sign-in page. At the top is the Google logo, followed by the text 'Sign in' and 'Use your Google Account'. Below this is a text input field labeled 'Email or phone' with a cursor and a yellow highlight. Underneath the field is a link for 'Forgot email?'. Further down, there is a note: 'Not your computer? Use a private browsing window to sign in. [Learn more](#)'. At the bottom left is a link for 'Create account' and at the bottom right is a blue 'Next' button.

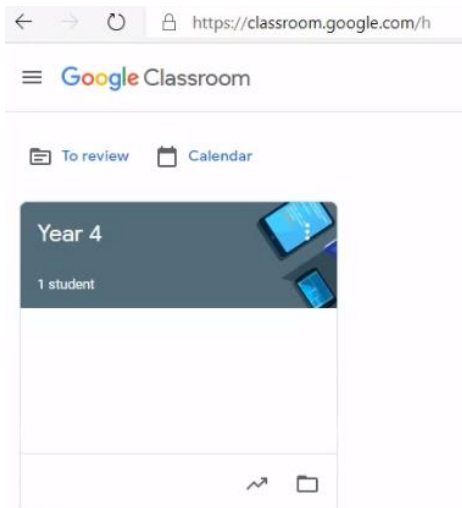
English (United States) ▾ Help Privacy Terms

Type in your username, e.g pupil023.306@margaretroper.school

Then enter your password: For instance, 'plant5'

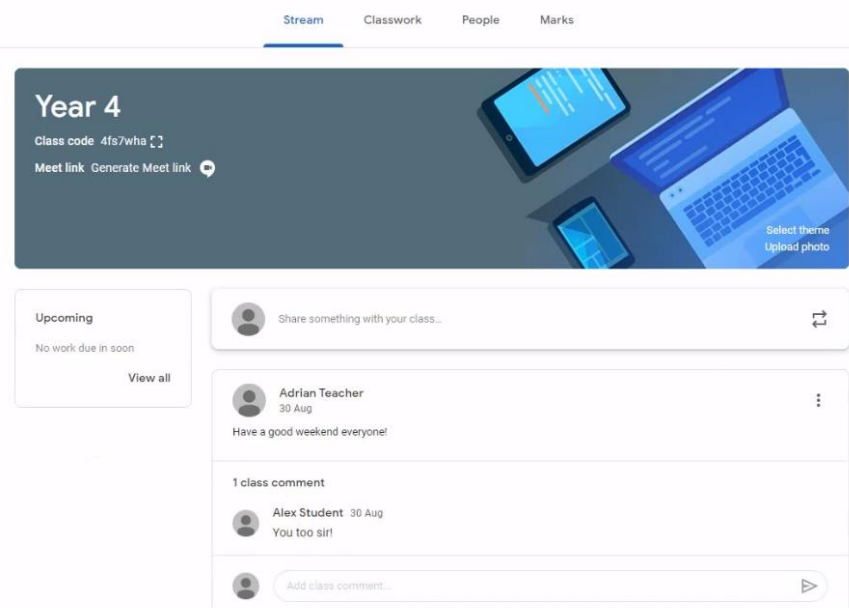


When you first log in to Google Classroom you will be asked if you are a pupil or a teacher. Once you have confirmed pupil you will be led to the class page:

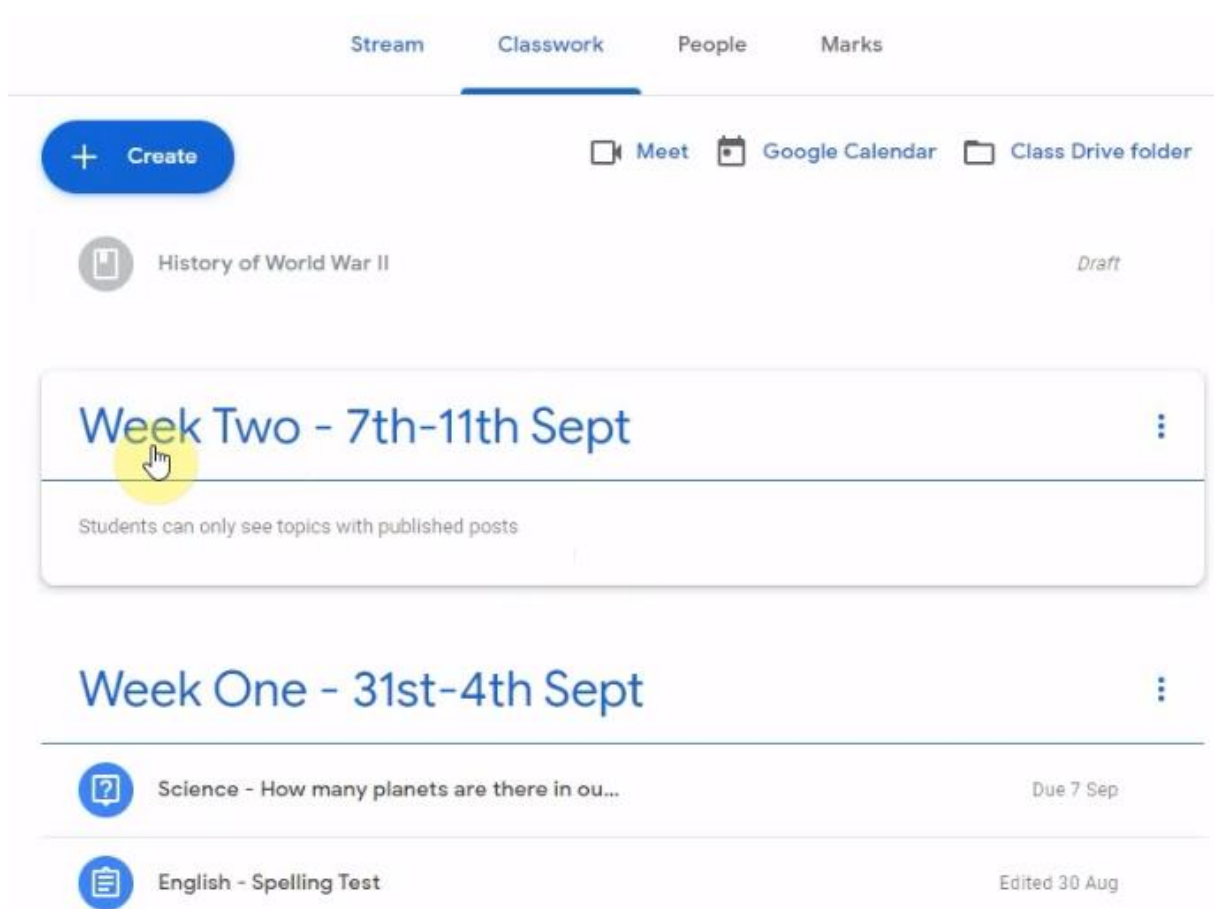


Click on the class to open and join it.

Once you are in the classroom you will see the Stream:

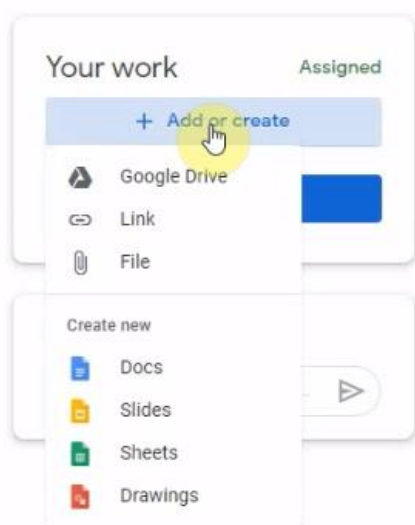


The Stream is where your teacher will place messages and pupil can reply to them. It is a continuous record of communication between the class and the teacher. Remember that this is public to the class, so everyone can see this.



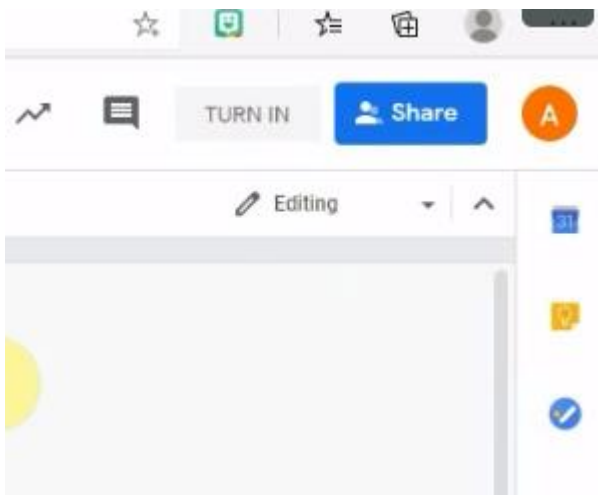
In the Classwork Tab (shown above) you can access the work set by the class teacher. Click on it to open it.

The classwork may be as a .PDF which you can read, print out if you want to, or create a google doc to respond to. In order to create a doc you go to



and choose the document you want to use.

Once you are happy you click on the 'Turn in button':



and your work will be handed in. Once the teacher has seen it they can comment and send it back to you.

There are videos that may help parents to understand how to operate Google Classroom which you can review here on YouTube. I thought this one was useful:

<https://www.youtube.com/watch?v=o4JeCTfhvnl>

but please be assured that the system is very intuitive

Internet safety

Although many safety features have been enabled by our administrators, it is still the responsibility of parents to monitor what children are accessing online at home. We will continue to teach children the importance of being responsible digital citizens and accessing age appropriate material and we appreciate parents supporting this at home with their children.

Remember these are early days for us in using Google Classroom and we expect that there may be a few teething issues; please let us know if you have a problem and we will do our very best to help.